

Product Code	Product Name	Pack	Unit	Measr. Range	Reff. Range	Expiry
52014004	ASO	30T	IU/mL	50 - 1000	0 - 200	9 months
52014007	CRP	30T	mg/L	0.5 - 160	0.5 - 6.0	9 months
52014010	RF	30T	IU/mL	10 - 100	0 - 18	9 months
52014019	HbA1c	30T	%	3 - 15	4 - 6	9 months
52014013	Microalbumin	30T	mg/L	5 - 150	0 - 25	9 months
52014023	Ferritin	10T	ng/mL	1 - 750	30 - 220	9 months
52014053	IgA	10T	mg/dL	70 - 630	110 - 410	9 months
52014020	IgE	10T	IU/mL	0 - 1000	28 - 140	9 months
52014054	IgG	10T	mg/dL	360 - 3000	840 - 1700	9 months
52014052	IgM	10T	mg/dL	15-400	35 - 220	9 months
52014032	Apo A1	10T	mg/dL	15 - 300	107 - 205	9 months
52014033	Apo B	10T	mg/dL	20 - 330	60 - 138	9 months
52014034	C3	10T	mg/dL	14 - 400	90 - 180	9 months
52014035	C4	10T	mg/dL	4 - 80	9 - 36	9 months
52014014	Cystatin – C	10T	mg/L	0.1-10	0.55 - 1.55	9 months
52014038	hsCRP	10T	mg/L	0.15 - 10	up to 1	9 months
52014044	Lp(a)	10T	mg/dL	1 - 115	0 - 30	9 months
52014026	D Dimer	10T	µg/mL	0.05 - 10.0	up to 0.5	9 months
52014036	Ceruloplasmin	10T	mg/dL	3.0 - 101.0	22 - 61	9 months
52014037	Haptoglobin	10T	mg/dL	15 - 350	32 - 205	9 months
52014050	Probe Cleaner	10T	Once in 30 Days / 100T whichever comes earlier			9 months


Wide range of parameters available in convenient pack sizes

Technical Specifications

Test Method	Dual Test Method Nephelometry & Photometry
Display	7" Colour TFT Display
Light Source	650 nm Laser
Weight	7.5 Kg Without Battery
Laser Power	5 mw
Temperature Control	Dry Heating
Temperature	Controlled 37° C ± 0.2° C
Photo Detector	Silicon Diode
Calibration	Smart Card Calibration
User Interface	Touch Screen Display
Printer	Inbuilt Thermal Graphic Printer
Barcode Reader	Inbuilt Barcode Reader & Hand Held Reader (optional)
Syringe Pump	500 µl with 0.125 µl/Pulse Resolution
PC Interface	RS 232 Port(Data Transmission, External Barcode)
Power Supply	85-265 VAC 50/60Hz
Power Consumption	100 W
Result Storage	1000 Result
Minimum Sample Volume	80 µl
Reagent	CE Certified IVD Reagent Cartridges

Accessories : Instrument

Mispa-i3 Instrument	1 No.
Pipette	1 No.
Bottle Stand	1 No.
Waste and water bottle	2 Nos.
Printer Roll	2 No.
User Manual	1 No.

ISO 9001:2008
EN ISO 13485:2012 

AGAPPE DIAGNOSTICS SWITZERLAND GmbH

Knonaerstrasse 54 - 6350 Cham, Switzerland.

Tel: +41 41 780 60 10 | Fax: +41 41 780 60 11 | info@agappeswiss.com | www.agappeswiss.com

YOUR BEST PARTNER IN DIAGNOSTICS



Product Description

Mispa-i3 is an automated Cartridge based specific protein analyser that offers the benefits of fully Auto analyser, such as high precision and quick turnaround results, for all protein assays.

Clinical Profile Management

1. Diabetes
2. Cardiovascular Risk
3. Acute Renal Dysfunction
4. Inflammation, Allergy & many more

Increased workflow efficiency

1. Dual Channel System: Nephelometry and Turbidimetry
2. Prefilled and sealed cartridges with convenient pack size
3. Enhanced reagent stability – up to 9 months for reagents
4. Barcode identification for test specific cartridges, sample and patient identification.
5. Smart card calibration for reagent & cost saving
6. Auto-mixing, Incubation and measurements for fast results with less operator intervention
7. Secure interruption of assay runs for calibration and reloading – no loss of data

Confidence in results

1. Proven nephelometric technology with increased sensitivity
2. 3 QC level testing for each parameter.
3. Optimal alignment of reagents and system
4. Prozone detection system to check false negative results



Simple 3 Test Assay Procedure

1 Add sample in reagent cartridges



2 Load the cartridge in the analyser



3 After 5-8 minutes, result is printed



Efficient operation: Easy to use

The key to analyser's efficiency is ease to operate.

Mastering the Mispa-i3 requires no special knowledge, which means it can be put to use almost immediately.

Single Cartridge system with multi point smart card calibration system removes the hectic manual calibration process and ensure error free testing for all the reagents for specific assay.

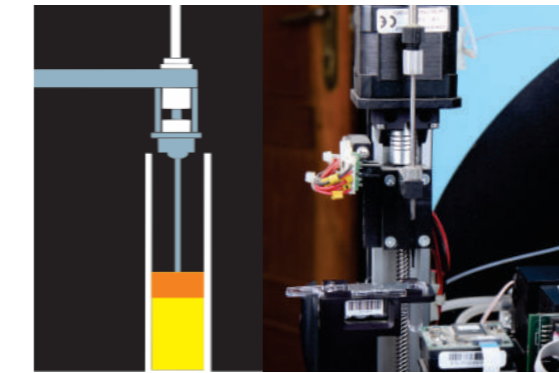
Comprehensive solutions

Broad menu available from one source: Over 25 assay protocols available for determination in various body fluids

Consolidation of special and routine parameters to support disease state management

Innovative assays:

1. NGSP certified HbA1c reagent.
2. hsCRP – A trendsetting assay acknowledged as independent marker of cardiovascular risk
3. Cystatin C – Early marker for the glomerular filtration rate
4. D-dimer- Early marker for deep vein thrombosis and pulmonary embolism



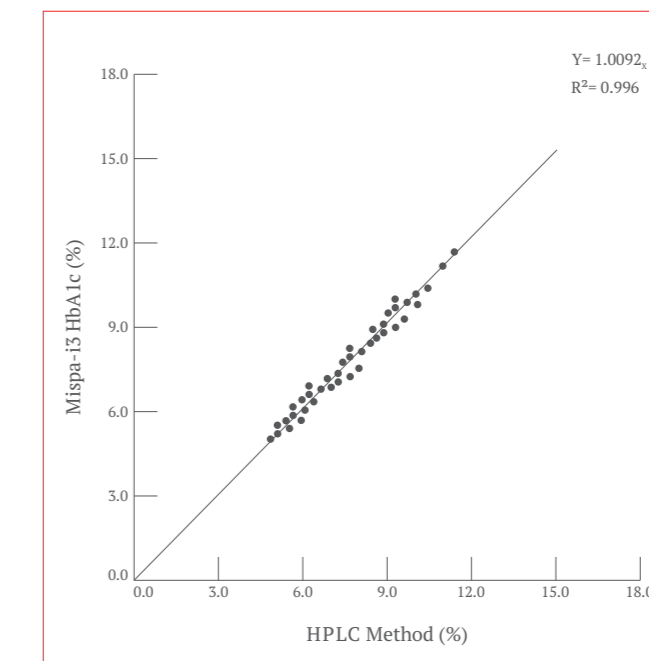
Inject Aspiration system (IAS): Aspirate desired volume of sample and test reagent to provide precise and accurate result.

Benefit: Auto - Dilution | Auto - Washing | Mixing of the solution.

Smart Data Management System

1. Delivers a comprehensive overview of results for each patient with demographic details.
2. Integrates test results from multiple parameter for one patient ID
3. Simplifies data management and data transfer using RS232 port

cv less than 3%



Correlation Graph Mispa-i3 with HPLC (For HbA1c)



Evaluation Report (NGSP)

Samples in HbA1c ranges outline in the NGSP method comparison procedure. For the method, comparison and quality analysis, 40 samples are analyzed by Agappe and by European reference laboratory, ESRL#10.



INNOVATION AT ITS FINEST