



NEYA - 16

Truly Versatile Centrifuge



Single Rotor Offers

High Capacity



Bucket B 16-5/7
64 Blood Tubes



Swing out Rotor
S 4-175

Flexibility



Bucket B 175
(Aerosol-tight cap)
2 ml to 175ml Adaptors
Varied Applications





NEYA - 16


Truly Versatile Centrifuge

REMI Neya 16 with European Design is a perfect combination of performance & characteristics

REMI Neya 16 is designed considering the specific requirements of medical laboratories. Precise control of all run parameters helps in efficient results for sensitive diagnostic tests. Wide choice of rotor heads and adaptors makes these bench top centrifuges truly versatile.

Salient Features

- Brush less motor with variable frequency drive, maintenance free
- Microprocessor controller with multicolor backlit LCD display
- 10 program memory with password protection
- 10 Acceleration and 10 deceleration profiles
- Fast spin feature for quick run
- Choice of RPM / RCF setting and display
- Automatic rotor detection
- Countdown timer 30 seconds to 99 minutes
- Imbalance detection system with automatic stop function
- Door interlocking system
- Emergency lid opening in case of power failure
- Last program recall
- LED indication to see status of centrifugation from a distance
- Stainless steel centrifugation bowl with armoured chamber
- Comfortable height for an easy access
- Sophisticated anti vibration system
- Construction in accordance with European directives
- No puller required for rotor removal
- Hydraulic hinges for soft touch lid opening & closure




Centrifugation process



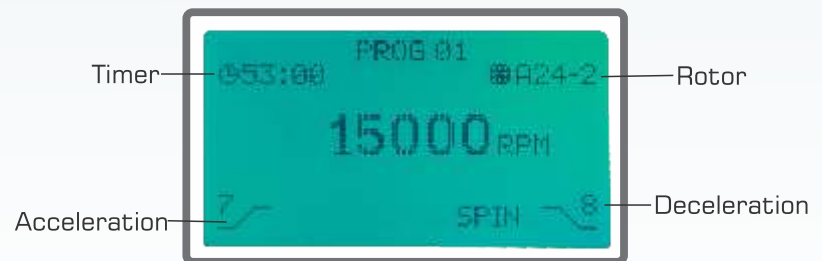
Alarm



Protected Program



Standby



Technical Specifications

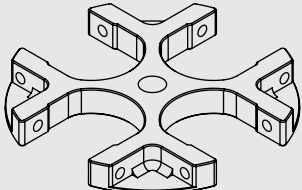
Parameter	Neya 16
Max Speed (RPM)	16000
Max RCF (g)	21000
Max Capacity (ml)	4 x 175
Acceleration Profiles	10
Deceleration Profiles	10
Display	Multi-color LCD
No of Programmes	10 (Protected)
Timer	30 sec to 99 min & Continuous mode
WxDxH	440 x 560 x 335
Supply	220v, 50 Hz, 1 Phase
Power consumption	280 W
Noise Level	<55 dBA



Nomenclature method of Rotors & Accessories

Alphabets in beginning	Numbers in middle	Alphabets at end	Examples	Description
A= Fixed angle rotor	1st numerical = Quantity per insert	F= Falcon® tube	S 4-175	(Swing out Rotor; 4 tubes of 175ml capacity)
S= Swing out rotor	2nd numerical = Tube capacity (ml)	R = Round bottom tube	S 4-175	(Swing out Rotor; 4 tubes of 175ml capacity)
B= Bucket		L= Long Tube	A 32-15	(Angle Rotor; 32 tubes of 15ml capacity)
I= Insert for bucket		S= Short Tube	B 2-50F	(Bucket; 2 tubes of 50ml capacity, Falcon®)
C= Cushion			I 1-50R	(Insert, 1 tube of 50ml capacity round bottom)
RE= Reducer			°C -15F	(Cushion for 15ml Falcon®)
HE= Haematocrit Rotor			RE 15-5/7L	(Reducer from 15ml to 5/7 ml long tube)

Options to be selected from following Rotors



Swing Out Rotor S 4-175
Max. Speed (RPM) 4500
Max. RCF (g) 3600

Metal Buckets suitable for Swing Out Rotor S 4-175 (Set of 4 buckets)


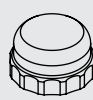
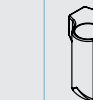
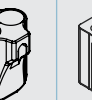
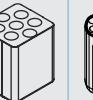
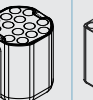
B 175 (with Bio safety Lid L 175)	B 2-50 F B 2-50 R	B 7-15 F B 7-15 R	B 12-10	B 14-5/7	B 16-5/7
					







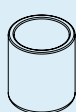
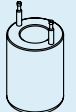
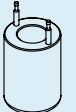
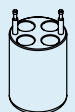
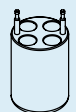




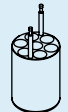
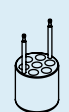
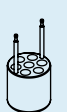

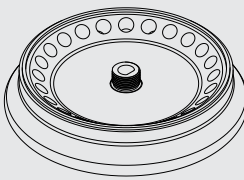
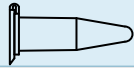


Image of Tube										
Tube Capacity (ml)	175	100	50		15		15		15	
Ø x L (mm)	57 x 99	45 x 104	29 x 116		30 x 110		16.5 x 120		17 x 110	
Max. Cap dia (mm)	59.5		34.5		22.5		22.5			
Type of Tube	Plastic	Glass / Plastic*	Falcon®		Glass / Plastic*		Falcon®		Glass	
No of tubes/insert	1	1	1	2	1	2	4	7	4	7
No of tubes/rotor	4	4	4	8	4	8	16	28	16	28
Bucket Cat No.	B 175	B 175	B 175	B 2-50 F	B 175	B 2-50 R	B 175	B 7-15 F	B 175	B 7-15 R
Insert Cat No.		I 1-100	I 1-50-F		I 1-50 R		I 4-15 F		I 4-15 R	
Image of Insert (Set of 4, supplied with suitable bottom cushions)	No			No		No		No		No
Tubes supplied	Yes	Yes (Glass)	No		Yes (Glass)		No		Yes (Glass)	

Image of Tube							
Tube Capacity (ml)	10	5-7		2			
Ø x L (mm)	15.5 x 106	12.5 x 106		11 x 42			
Max. Cap dia (mm)	17	16		16			
Type of Tube	Vacutainer®	Vacutainer®		Micro			
No of tubes/Insert	7	12	7	14	7	16	12
No of tubes/rotor	28	48	28	56	28	64	48
Bucket Cat No.	B 175	B 12-10	B 175	B 14-5/7	B 175	B 16-5/7	B 175
Insert Cat No.	I 7-10	I 7- 5/7		I 7-5/7		I 12-2	
Image of Insert (Set of 4, supplied with suitable bottom cushions)		No		No		No	
Tubes supplied	No	No	No	No	No	No	Yes



Angle Rotor A 24-2
Max Speed (RPM) 15000

Image of Tube			
Tube Capacity (ml)	2	0.5	0.2
Type of Tube	Micro	Micro	Micro
Ø x L (mm)	11 x 41	7.5 x 31	6 x 22
Insert Cat No.	No	RE 2-05	RE 2-02
Tubes supplied	Yes	No	No
No of tubes/Insert	1	1	1
No of tubes/rotor	24	24	24

Note : The inserts are supplied with glass tubes as standard. Plastic tubes are also available (optional)



Angle Rotor A 32-15N Max. Speed RPM 5200 Max. RCF (g) 4020		Image of Tube					
Tube Capacity (ml)		15	15	10	5/7	5/7	
Ø x L (mm)		16.5 x 120	17 x 102	15.5 x 106	12.5 x 106	12.5 x 81	
Max Cap dia (mm)		22.5		17	16	16	
Type of Tube		Falcon®	Plastic	Vacutainer®	Vacutainer®	Vacutainer®	
Insert Cat No.		C-15 F	No	No	RE 15-5/7	RE 15-5/7	
Tubes supplied		No	Yes	No	No	No	
No of tubes/Insert		1	1	1	1	1	
No of tubes/rotor		32	32	32	32	32	

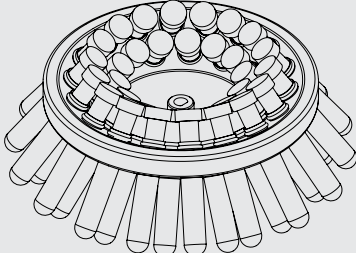
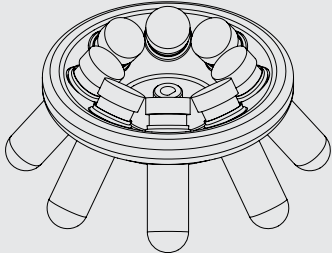
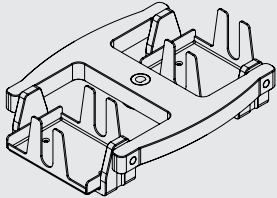


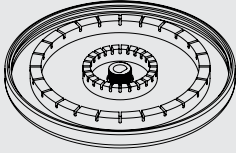
Image of Tube						Angle Rotor A 8 -50 Max. Speed RPM 6000 Max. RCF (g) 4790	
Tube Capacity (ml)	50	50	15	15	10		
Ø x L (mm)	29x116	30x100	16.5 x 120	17 x 102	15.5 x 106		
Max Cap dia (mm)	34.5		22.5		17		
Type of Tube	Falcon®	Plastic	Falcon®	Plastic	Vacutainer®		
Insert Cat No.	C-50 F	No	RE 50-15 F	RE 50-15 P	RE 50-10		
Tubes supplied	No	Yes	No	Yes	No		
No of tubes/Insert	1	1	1	1	1		
No of tubes/rotor	8	8	8	8	8		



Swing Out Rotor S 6-96 MP	
Image of Tube	
Tray Capacity	6 x 96 wells
Max Speed (RPM)	3200
Max RCF (g)	1950
Type of Tray	Micro Titer Tray
W x D x H	127 x 84 x 18
Tray supplied	No



Angle Rotor HE 24-75	
Image of Tube	
Max Speed (RPM)	12000
Max RCF (g)	15300
Tube Capacity (ml)	1
Type of Tube	Capillary
Ø x L (mm)	1 x 75
Tubes supplied	Yes



Reading Device RD 24-75	
W x D x H	127 x 84 x 18

